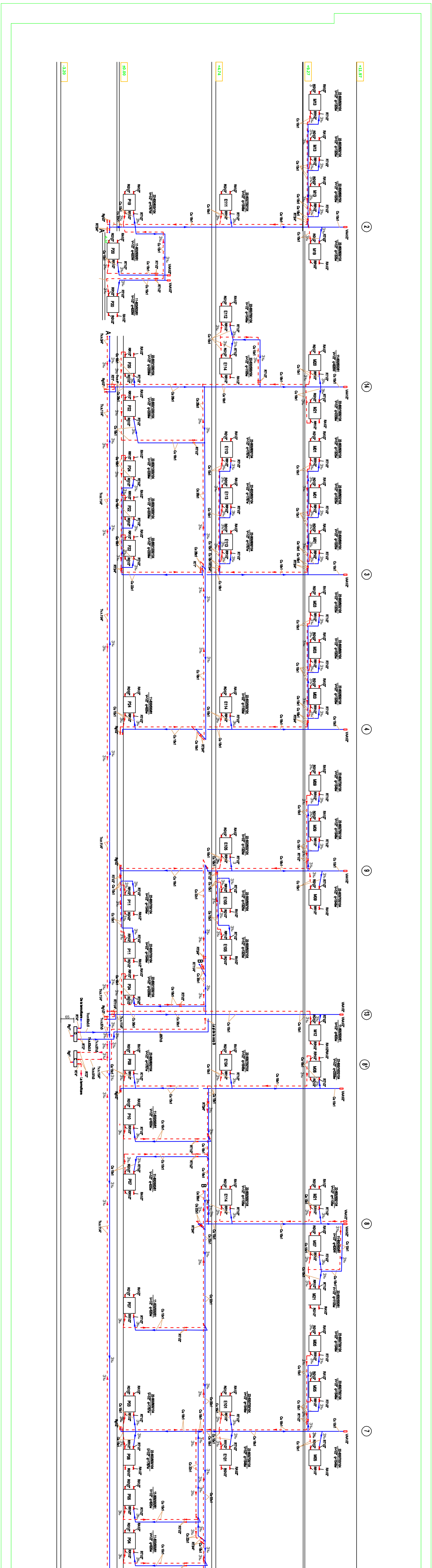

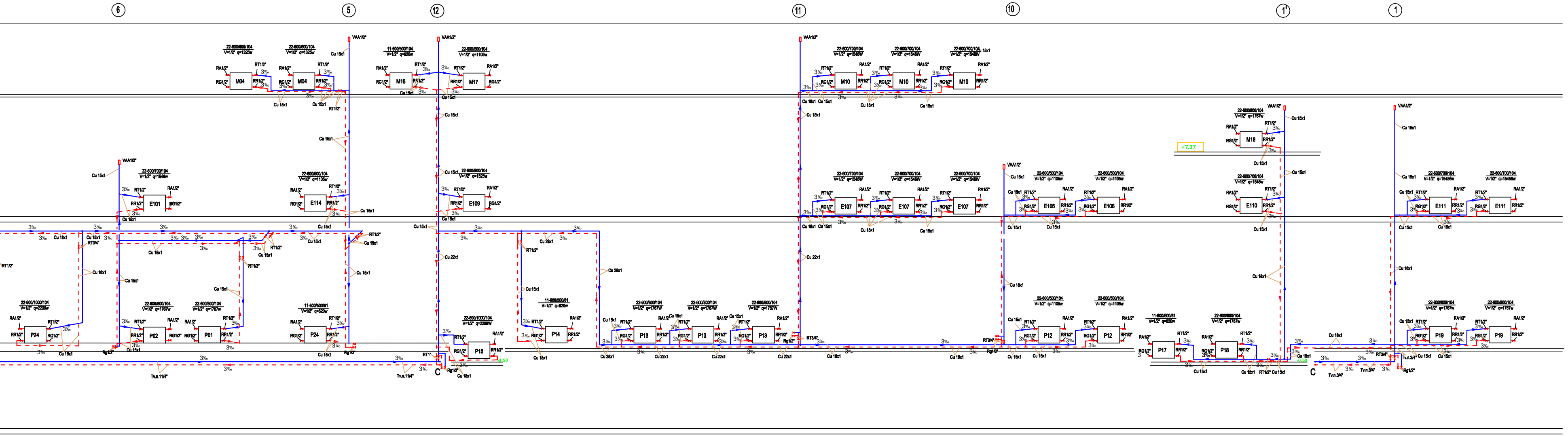

# LEGENDA

| | |
|---|---|
| — | CONDUCTA INCALZIRE, TUR (TEAVA DE CUPRU - LEGATURI CORPURI + COLOANE SI TEAVA DE OTEL DISTRIBUTIE |
| — | CONDUCTA INCALZIRE - RETUR (TEAVA DE CUPRU SI TEAVA DE OTEL) |
| RO-600\1200<br>V=1/2" q=2651W | RADIATOR DIN TABLA DE OTEL<br>tip - inaltime (mm) x lungime (mm) |
| Cu | TEAVA DIN CUPRU CU GROSIMEA DE 1mm |
| RA | ROBINET DEZAERISIRE PE RADIATOR |
| RR | ROBINET COLTAR SIMPLU REGLAJ MONTAT LA RADIATOR PE CONDUCTA RETUR |
| RT | ROBINET COLTAR SIMPLU REGLAJ MONTAT PE RADIATOR CONDUCTA TUR |
| RG | ROBINET DE GOLIRE PE RADIATOR |
| VAA | ROBINET AUTOMAT DE DEZAERISIRE MONTAT LA CAPATUL COLOANEI DE INCALZIRE |
| Tv.n. | TEAVA NEAGR• DIN O• EL |
| P11 | INDICELE CAMEREI |
| Rg | ROBINET CU RACOR PORTFURTUN, PENTRU GOLIRE |
| 20° | TEMPERATURA INTERIOAR• |
| R | ROBINET DE TRECERE CU SFER• |
| ㉖ | NUMEROTARE COLOANE ÎNC• LZIRE |
| D | DISTRIBUITOR |

# LEGEND

| | |
|---|---|
| — | HEATING PIPE FLOW LINE (COPPER PIPE FOR HEATER BRANCHES + UPRISES AND STEEL PIPES FOR DISTRIBUTION) |
| C — | HATING PIPE - RETURN LINE (FROM COPPER AND STEEL PIPE) |
| RO-600\1200<br>V=1/2" q=2651W | STEEL PANEL RADIATOR<br>type- height(mm) x lenght(mm)<br>power(W) |
| Cu | COPPER PIPE WITH WALL WIDTH OF 1 mm |
| RA | VALVE FOR DEAERATION ON RADIATOR |
| RR | CARNER TAP, ASSEMBLED TO THE HEATER, ON THE RETURN PIPE |
| RT | CORNER TAP, ASSEMBLED TO THE HEATER, ON THE TURN PIPE |
| RG | DISCHARGE VALVE ASSEMBLED TO THE HEATER |
| VAA | AUTOMATIC VALVE FOR DEAIEATION, ASSEMBLED ON THE UPRISES END |
| Tv.n. | BLACK STEEL PIPE |
| P11 | ROOM INDEX- NUMBER |
| Rg | DISCHARGE VALVE, WITH HOSE PIPE BRANCH |
| 20° | INDOOR TEMPERATURE |
| R | THROUGH VALVE WITH BALL |
| ㉖ | HEATING UPRISES NUMBERING |
| D | DISTRIBUITOR |
| C | COLECTOR |

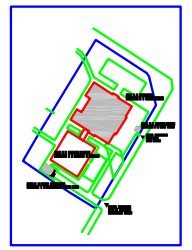

NOTA:
- Plansa A -T-005se va consulta impreuna cu plansa A -T-001,002,003,004

NOTE:
- The drawing A -T-005shall be consulted with drawing sA -T-001,002,003,004

| | | | | |
|---|---|---|---|---|
| | | | | |
| | | | | |
| | | | | |
| VERIFICATOR<br>M.L.P.A.T. | NUME | SEMNATURA | CERINTA | REFERAT / EXPERTIZA NR. / DATA |

PROJECT DESIGN COORDINATOR:
COORDINATOR PROIECT:
THE LOUIS BERGER GROUP, INC

**BUCHAREST SCHOOLS INFRASTRUCTURE REHABILITATION / REABILITAREA INFRASTRUCTURII EDUCATIONALE IN MUNICIPIUL BUCURESTI**

DESIGNER/PROIECTANT:
SC CONSILIER CONSTRUCT SRL
str. Stupca nr. 6 - Bucuresti
J 40 / 7395 / 95 - R 7738294

| | | | | |
|---|---|---|---|---|
| M4 | | | | |
| M3 | | | | |
| M2 | | | | |
| M1 | | | | |
| Modif | Date/Data | DESIGNED BY/PROIECTAT | VERIFIED BY/ VERIFICAT | PROJ. DIR./SEF PROIECT |

BENEFICIARY/BENEFICIAR
**MUNICIPALITY OF BUCHAREST**
**PRIMARIA MUNICIPIULUI BUCURESTI**

SCHOOL NAME/ NUME SCOALA: **Kinder-garten no. 250 / Gradinita nr. 250**

| | NAME/ NUME | SIGNAT./SEMNATURA |
|---|---|---|
| DESIGNED BY PROIECTAT | Ing. S. Popescu | |
| DRAWEDBY DESENAT | Ing. S. Popescu | |
| PROJ. DIR. SEF PROIECT | arh. Constanta Carp | |

TYPE OF WORKS/ LUCRARE: **HEATING INSTALLATIONS / INSTALATII INCALZIRE KINDER-GARTEN - CORP A / GRADINITA CORP A**

TITLE/ PLANSA: **COLUMNS SCHEME SCHEMA COLOANELOR**

| DATE/ DATA | SCALE/ SCARA | EXEMPLAR NR. | PROJ. PHASE/FAZA PROIECT | PROJ. No./Nr.PROIECT | DRWG. No./Nr. PLANSA |
|---|---|---|---|---|---|
| 05 / 2006 | 1:50 | | Detailed Design Proiect tehnic | 005/S6 | A - T - 005 |

It is prohibited to copy, multiply or print this document without written approval of THE LOUIS BERGER GROUP, INC.
Este interzisa copierea, multiplicarea si imprumutarea documentatiei fara aprobarea scrisa a THE LOUIS BERGER GROUP, INC.